

INDUSTRIAL DISPUTES AUSTRALIA

EMBARGOED UNTIL 11:30AM TUES 25 JUNE 1996

MARCH KEY FIGURES

	Feb 96	Mar 96	12 months ended Mar 96
Number of disputes	66	58	613
Number of employees ('000s)	78.1	64.9	381.2
Working days lost ('000s)	45.6	87.4	589.4
Working days lost per thousand employees	85

MARCH KEY POINTS

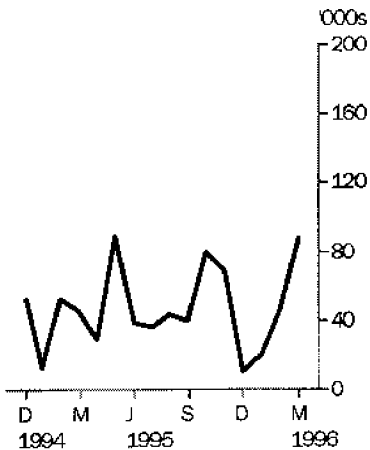
MONTHLY ESTIMATES

- Education; Health and community services is the industry reporting the most working days lost (62,600), an increase of 45,100 since February 1996. This is the highest number of working days lost for this industry since November 1994 (63,400).
- New South Wales recorded the highest number of working days lost (59,100) which represents 68% of working days lost for Australia. This is the highest number of working days lost for this State since November 1994 (72,900).
- South Australia reported 10,000 working days lost which is the highest number of working days lost for this State since the 11,600 reported in July 1991.

ANNUAL ESTIMATES

- The industries recording the highest level of industrial disputation for the year ended March 1996 were: Education; Health and community services with 148,400 working days lost, and Coal mining with 112,600 working days lost.
- The Coal mining industry had by far the highest rate of working days lost per thousand employees (4,561), with the Mining (other than Coal) industry also having a high rate at 1,212.
- The Education; Health and community services industry group reported 119 working days lost per thousand employees for the twelve months ending March 1996. This is the highest number of working days lost per thousand employees for a twelve month period in this industry since the 222 reported for the year ended October 1993.
- Western Australia had the highest rate of working days lost per thousand employees (168), with Queensland second highest on 114.
- Western Australia also had the largest increase (44 to 168) in working days lost per thousand employees compared to the year ending March 1995.

Working days lost



INQUIRIES

- For further information about these and related statistics, contact Henry Ferst on 03 9615 7980, or any ABS Office.

NOTES


FORTHCOMING ISSUES

<i>ISSUE</i>	<i>RELEASE DATE</i>
April 1996	17 July 1996
May 1996	19 August 1996
June 1996	18 September 1996

CHANGES IN THIS ISSUE

Revisions have been made to the monthly series as the result of disputes which were identified after the release of the previous publication.

W. McLennan
Australian Statistician



INDUSTRIAL DISPUTES WHICH OCCURRED DURING THE PERIOD, Australia

NUMBER OF DISPUTES..... EMPLOYEES INVOLVED...

Period	Commenced in period		Newly involved(a)		Working days lost
	No.	Total	'000	Total	
1993	607	610	489.2	489.6	635.8
1994	556	560	263.4	265.1	501.6
1995	635	643	335.4	344.3	547.6
1995					
January	31	38	5.3	11.0	13.2
February	60	68	40.2	45.3	52.8
March	72	86	23.1	30.2	45.4
April	36	47	12.1	19.7	29.0
May	61	68	51.4	55.6	88.6
June	62	71	15.6	29.7	39.1
July	55	69	11.3	14.7	36.5
August	59	67	34.0	36.8	43.4
September	52	65	18.9	24.5	40.3
October	53	61	81.1	93.4	79.6
November	54	59	30.0	32.7	68.7
December	40	43	12.4	12.5	11.1
1996					
January	21	25	6.1	8.0	20.0
February	60	66	76.8	78.1	45.6
March	49	58	24.0	64.9	87.4
Twelve months ended -					
March 1994	563	574	346.2	353.4	551.9
March 1995	610	616	295.0	309.3	500.4
March 1996	602	613	373.7	381.2	589.4

(a) Comprises employees involved in disputes which commenced during the month and additional employees involved in disputes which continued from the previous month.

WORKING DAYS LOST, By Industry—Australia

Period	MINING.....		MANUFACTURING.....		Const- ruction	Transport and storage: Communi- cation services	Education; Health and community services	Other industries(a)	All industries
	Coal	Other	Metal product; Machinery and equipment	Other					
	'000	'000	'000	'000	'000	'000	'000	'000	'000
1993	78.6	14.4	160.4	77.7	13.1	15.6	147.5	128.7	635.8
1994	151.0	18.3	45.4	78.3	20.2	59.4	73.8	55.2	501.6
1995	111.1	78.0	54.8	105.1	42.7	38.6	70.9	46.3	547.6
1995									
January	2.7	1.0	2.1	1.2	0.1	4.5	0.8	0.8	13.2
February	7.3	3.4	9.8	7.9	15.6	0.6	2.2	5.8	52.8
March	7.8	6.8	10.7	16.1	0.8	0.7	1.1	1.4	45.4
April	2.5	3.9	5.4	5.1	1.9	0.2	0.2	9.8	29.0
May	12.4	33.2	1.1	7.0	0.2	5.6	27.6	1.5	88.6
June	4.4	1.1	1.9	6.3	7.4	2.3	12.9	2.8	39.1
July	7.6	3.2	0.8	14.3	2.9	1.7	0.8	5.3	36.5
August	7.5	8.5	2.7	8.2	1.3	2.0	5.8	7.4	43.4
September	6.2	8.3	1.1	6.5	0.2	0.3	13.0	4.8	40.3
October	5.3	5.2	10.3	27.7	12.0	13.6	2.4	3.1	79.6
November	43.4	2.0	7.0	4.8	0.0	6.3	4.2	1.0	68.7
December	3.9	1.4	2.0	0.0	0.4	0.8	0.0	2.5	11.1
1996									
January	2.2	0.0	0.1	0.0	10.9	0.1	1.4	5.3	20.0
February	8.8	2.1	2.1	2.7	2.8	2.1	17.5	7.6	45.6
March	8.3	0.7	0.3	1.4	2.3	5.3	62.6	6.5	87.4
Twelve months ended -									
March 1994	147.0	14.2	51.4	67.4	14.3	21.5	107.9	128.3	551.9
March 1995	84.9	27.5	64.0	101.8	34.8	54.7	76.4	56.4	500.4
March 1996	112.6	69.5	34.8	83.8	42.3	40.3	148.4	57.6	589.4

(a) Comprises: Agriculture, forestry and fishing; Electricity, gas and water supply; Wholesale trade; Retail trade; Accommodation, cafes and restaurants; Finance and insurance; Property and business services; Government administration and defence; Cultural and recreational services; Personal and other services.

WORKING DAYS LOST

Period	New South Wales	Victoria	Queensland	South Australia	Western Australia	Tasmania	Northern Territory	Australian Capital Territory	Australia
	'000	'000	'000	'000	'000	'000	'000	'000	'000
1993	178.3	257.2	128.4	25.6	29.5	4.5	2.1	10.3	635.8
1994	223.2	87.0	133.3	18.0	27.4	4.6	7.0	1.1	501.6
1995	113.6	126.1	182.7	15.3	101.6	3.5	3.6	1.2	547.6
1995									
January	2.8	2.7	5.3	0.3	1.6	0.4	0.0	0.0	13.2
February	6.4	8.3	27.9	6.4	2.5	0.3	0.5	0.4	52.8
March	8.9	10.0	20.9	1.7	1.0	0.5	2.4	0.0	45.4
April	5.2	13.3	9.4	0.2	0.8	0.1	0.0	0.0	29.0
May	10.0	19.1	45.2	2.7	11.2	0.2	0.0	0.1	88.6
June	6.6	17.9	9.3	1.5	3.1	0.7	0.0	0.0	39.1
July	3.0	7.0	19.3	1.2	5.1	0.8	0.0	0.0	36.5
August	13.3	16.1	4.0	0.1	9.7	0.1	0.0	0.0	43.4
September	6.9	10.6	4.7	0.0	17.0	0.1	0.6	0.3	40.3
October	6.7	14.5	10.4	0.2	47.6	0.0	0.0	0.3	79.6
November	38.3	4.8	22.9	1.0	1.6	0.1	0.0	0.0	68.7
December	5.5	1.8	3.3	0.1	0.2	0.2	0.0	0.0	11.1
1996									
January	2.7	1.1	2.6	0.3	12.4	0.8	0.0	0.2	20.0
February	21.5	7.4	4.7	3.9	3.9	0.1	1.4	2.7	45.6
March	59.1	11.6	5.4	10.0	1.0	0.0	0.3	0.0	87.4
Twelve months ended -									
March 1994	185.0	162.1	139.1	17.1	30.7	4.7	2.3	10.9	551.9
March 1995	171.5	103.8	155.5	25.0	28.6	5.4	9.8	0.9	500.4
March 1996	178.7	125.4	141.4	21.1	113.6	3.2	2.3	3.6	589.4

WORKING DAYS LOST PER THOUSAND EMPLOYEES, By Industry: Australia-12 months ended

Twelve months ended	MINING.....		MANUFACTURING.....						
	Coal	Other	Metal product; Machinery and equipment	Other	Const- ruction	Transport and storage; Commu- nication services	Education; Health and community services	Other industries(a)	All industries
1995									
January	6 381	330	120	123	57	143	63	15	76
February	5 508	361	142	135	101	124	65	15	77
March	3 567	479	164	158	98	123	65	16	75
April	2 964	540	172	164	99	121	63	17	74
May	3 389	1 078	167	164	96	132	83	17	84
June	3 124	1 089	166	159	105	137	94	17	86
July	3 327	1 138	157	164	111	132	93	14	85
August	3 116	1 269	139	166	114	127	97	16	86
September	3 241	1 407	131	173	109	100	107	16	87
October	3 271	1 407	134	197	123	111	106	16	91
November	4 877	1 428	142	166	122	118	58	15	85
December	4 660	1 359	142	160	115	84	57	12	79
1996									
January	4 484	1 343	137	159	144	74	57	14	80
February	4 543	1 319	117	151	109	77	70	14	79
March	4 561	1 212	90	129	114	87	119	15	85
March 1992	4 269	754	1 601	250	329	215	141	61	245
March 1993	3 238	651	591	248	113	197	199	55	168
March 1994	5 250	254	136	105	44	51	77	40	86

(a) Comprises: Agriculture, forestry and fishing; Electricity, gas and water supply; Wholesale trade; Retail trade; Accommodation, cafes and restaurants; Finance and insurance; Property and business services; Government administration and defence; Cultural and recreational services; Personal and other services.



WORKING DAYS LOST PER THOUSAND EMPLOYEES—12 months ended

Twelve months ended	New South Wales	Victoria	Queensland	South Australia	Western Australia	Tasmania	Northern Territory	Australian Capital Territory	Australia
1995									
January	98	53	117	35	44	31	101	8	76
February	88	57	131	46	44	31	106	6	77
March	75	62	132	47	44	34	141	6	75
April	71	68	131	46	43	30	132	5	74
May	72	76	166	46	50	31	132	6	84
June	73	87	159	48	48	35	117	6	86
July	69	80	171	44	54	38	113	5	85
August	67	87	163	44	66	33	112	5	86
September	67	86	164	42	88	30	119	7	87
October	64	84	157	41	156	30	52	9	91
November	50	81	161	32	157	30	49	8	85
December	48	72	148	28	150	22	48	9	79
1996									
January	48	71	145	28	166	24	48	10	80
February	55	70	126	24	168	23	60	26	79
March	76	71	114	39	168	20	32	26	85
March 1992	487	122	104	100	197	32	54	18	245
March 1993	100	409	70	39	74	266	29	20	168
March 1994	85	99	125	33	49	30	34	79	86

INDUSTRIAL DISPUTES, Australia—12 months ended March 1996(a)

	<i>Number of disputes</i>	<i>Employees involved (directly and indirectly)</i>	<i>Working days lost</i>
	No.	'000	'000
CAUSE OF DISPUTE			
Wages	91	124.3	207.3
Leave, pensions, compensation	18	7.5	9.9
Managerial policy	323	84.4	211.3
Physical working conditions	80	14.5	27.0
Trade unionism	61	15.5	21.2
Hours of work	9	0.8	1.9
Other	27	140.4	125.4
Total	609	387.4	603.9
DURATION OF DISPUTE			
Up to and including 1 day	342	208.2	136.2
Over 1 and up to and including 2 days	149	111.2	162.9
Over 2 and less than 5 days	76	50.8	133.4
5 and less than 10 days	26	13.5	86.9
10 and less than 20 days	10	2.3	34.5
20 days and over	6	1.3	50.1
Total	609	387.4	603.9
METHOD OF SETTLEMENT			
Negotiation	97	29.7	103.1
State legislation	22	4.1	14.6
Federal and joint Federal-State legislation	63	33.2	112.7
Resumption without negotiation	425	320.3	373.3
Other methods	2	0.1	0.3
Total	609	387.4	603.9

(a) Includes only industrial disputes which ended during the year.

EXPLANATORY NOTES

INTRODUCTION

1 The statistics in this publication relate to disputes which involved stoppages of work of ten working days or more at the establishments where the stoppages occurred. Ten working days is equivalent to the amount of ordinary time worked by ten people in one day, regardless of the length of the stoppage, for example, 3,000 workers on strike for 2 hours would be counted as 750 working days lost (assuming they work an 8 hour day).

2 The statistics of working days lost relate to the losses due to industrial disputes only (see the definition of 'Disputes' in the Glossary). Effects on other establishments, such as stand-downs because of lack of materials, disruption of transport services, power cuts, etc. are not included.

3 The statistics of industrial disputes are compiled mainly from data obtained from employers (both private and public sector), from trade unions and from reports of government authorities. Particulars of some stoppages, e.g. State or Australia wide general strikes may have been estimated and the statistics therefore should be regarded as giving only a broad measure of the extent of industrial disputes as defined above.

TYPE OF DISPUTE

4 Included in these statistics are the following types of industrial disputes:

- unauthorised stopwork meetings;
- unofficial strikes;
- sympathetic strikes (e.g. strikes in support of a group of workers already on strike);
- political or protest strikes;
- general strikes;
- work stoppages initiated by employers (e.g. lockouts); and
- rotating or revolving strikes (i.e. strikes which occur when workers at different locations take turns to stop work).

Excluded from these statistics are work-to-rules, go-slows, bans (e.g. overtime bans) and sit-ins. In addition, industrial disputes in which employees resign are deemed to have been resolved. Statistics on those disputes will cease to be collected from the date of the employees' resignations.

CHANGE IN METHODOLOGY

5 The basis for the calculation of working days lost per thousand employees was changed in the January 1995 edition of this publication to use estimates of employees taken from the ABS Labour Force Survey only. Estimates have been recalculated on this basis for each 12 monthly period back to December 1990 and are available on request. For the January 1987 to December 1994 editions of this publication, estimates of employees were taken predominantly from the ABS Survey of Employment and Earnings (*Employed Wage and Salary Earners* (6248.0)).

6 The basis for the calculation of the number of disputes was changed in the November 1992 publication and the series revised back to September 1991. Prior to September 1991, disputes affecting more than one industry and/or State were counted as a separate dispute in each industry and State and in the Australian total. From September 1991 onwards, a dispute affecting more than one industry and/or State is counted once in each industry and/or State, but only once at the broader industry and Australia level. The reason for the change was to align the method of counting the number of industrial disputes with the International Labour Organisation guidelines. This change does not affect the estimates of employees involved or working days lost.

EXPLANATORY NOTES

.....

- INDUSTRY CLASSIFICATION** **7** Industry information on a monthly basis from January 1994 and on an annual basis from December 1994 is classified according to the Australian and New Zealand Standard Industrial Classification (ANZSIC) — for more details refer to *Australian and New Zealand Standard Industrial Classification, 1993, (1292.0)*. It replaces the Australian Standard Industrial Classification (ASIC) which had been in use for many years. Data for periods prior to January 1994 for monthly data and December 1994 for annual data have been classified only according to ASIC.
- RELIABILITY OF ESTIMATES** **8** Inaccuracies may occur because of imperfections in information provided by respondents or in processing by the ABS. Although considerable care is taken in questionnaire design; in the instructions given to respondents; and in editing the returns; these inaccuracies may occur in any enumeration, whether it be a full count or a sample.
- RELATED PUBLICATIONS** **9** Users may also wish to refer to the following publications and standard data services which are available from ABS Bookshops:
- *Industrial Disputes, Australia, 1994* (6322.0.40.001) — standard data service
 - *Labour Statistics, Australia* (6101.0) — issued annually
 - *Labour Force, Australia* (6203.0) — issued monthly
 - *Trade Union Statistics, Australia* (6323.0.40.001) — standard data service
 - *Trade Union Members, Australia, August 1994* (6325.0.40.001) — standard data service
 - *Working Arrangements, Australia, August 1995* (6342.0.40.001) — standard data service
- 10** Current publications produced by the ABS are listed in the *Catalogue of Publications and Products, Australia* (1101.0). The ABS also issues, on Tuesdays and Fridays, a *Release Advice* (1105.0) which lists publications to be released in the next few days. The Catalogue and Release Advice are available from any ABS office.
- UNPUBLISHED STATISTICS** **11** A range of unpublished data is also available on request including dispute details at more detailed industry levels, cross-classified by State/Territory, and finer cause of dispute and method of settlement categories than those published. Considerable time series exist for most variables. Inquiries regarding data availability and the associated charges should be directed to Henry Ferst on 03 9615 7980.
- SYMBOLS AND OTHER USAGES** .. not applicable
- 12** Where estimates have been rounded, discrepancies may occur between sums of the component items and totals.
- FLOPPY DISK SERVICE** **13** Selected ABS statistics are available on floppy disk. Further information is available on (06) 252 6684.

GLOSSARY

Cause of dispute The statistics for cause of industrial disputes relate to the reported main cause of stoppage of work and not necessarily all causes that may have been responsible for the stoppage of work. For these reasons, the statistics do not reflect the relative importance of all causes of disputes as perceived by both employers and employees. The causes are classified from information supplied by employers and according to standards determined by the International Labour Organisation. The classification of causes is as follows:

Wages. Claims involving general principles relating to wages e.g. increase (decrease) in wages; variation in method of payment or combined claims relating to wages, hours or conditions of work in which the claim about wages is deemed to be the most important. Combined claims in which the other claims are deemed to be the most important are included under the relevant clause. Disputes over award restructuring are included under managerial policy.

Leave, pensions, compensation. Claims involving general principles relating to holidays and leave provisions; pension and retirement provisions; workers' compensation provisions; insertion of penal clause provisions in awards.

Managerial policy. Disputes concerning the exercise of managerial control by employers, e.g. terms and conditions of employment (other than disputes specifically about wages and hours); new awards and agreements; award restructuring; work practices; principles of promotion or deployment of staff including roster complaints and retrenchments; disciplinary matters including alleged victimisation of union officials; employment of particular persons; disagreement with managerial decisions.

Physical working conditions. Disputes concerning physical working conditions and safety issues, e.g. protective clothing and equipment; first aid services; uncomfortable working conditions; lack of, or the condition of, amenities; claims for assistance; shortage or poor distribution of equipment or material; condition of equipment; new production methods and equipment, arduous physical tasks.

Trade unionism. Disputes concerning employment of non-unionists, inter-union and intra-union disputes; sympathy stoppages in support of employees in another industry; recognition of union activities.

Hours of work. Claims involving general principles relating to hours of work, e.g. decrease (increase) in hours, distribution of hours.

Other. Disputes concerning protests directed against persons or situations other than those relating to the employer/employee relationship, e.g. political matters; fining and jailing of persons; lack of work; lack of adequate transport; non-award public holidays; accidents and attendance at funerals. Stoppages for which no reason is given are also included in this category.

GLOSSARY

.....

Disputes For these statistics, an *industrial dispute* is defined as a withdrawal from work by a group of employees, or a refusal by an employer or a number of employers to permit some or all of their employees to work, each withdrawal or refusal being made in order to enforce a demand, to resist a demand, or to express a grievance.

A dispute affecting several establishments is counted as a single dispute if it is organised or directed by one person or organisation; otherwise it is counted as a separate dispute at each establishment (in each State or Territory) and in each industry in which it occurred.

A dispute affecting more than one industry and/or State is counted once in each industry and State but only once at the broader industry and Australia level. Prior to September 1991 disputes covering more than one industry and/or State were counted differently (refer to paragraph 6 of the Explanatory Notes for details).

When there is a return to work between stoppages over the same issue, and the return to work is for less than two complete months, the stoppages are counted as a single dispute. When the return to work is for two or more months, the dispute is considered to have ended at the time of the return to work. Should a subsequent stoppage occur, it is counted as a new dispute.

Disputes which occurred during the period *Disputes which occurred during the period* encompasses those disputes which:

- started in a previous month or year and ended in the reference period, or
- began and ended in the reference period, or
- began in the reference period and continued into the next period, or
- started prior to the reference month or year, continued through the reference period and into the next period.

Duration of dispute The *duration* of a dispute is the average number of working days lost per employee involved in the dispute. The duration of the dispute is calculated by dividing the number of working days lost in the dispute by the number of employees involved (both directly and indirectly).

Employees *Employees* refers to wage and salary earners only. Excluded are persons who are self-employed (e.g. building sub-contractors, owner-drivers of trucks) and employers.

Employees directly involved are those who actually participated in the dispute in order to enforce or resist a demand or to express a grievance.

Employees indirectly involved are those who ceased work at the establishment where the stoppages occurred, but who are not themselves parties to the dispute. Employees who ceased work at establishments other than those where the stoppages occurred are excluded (see paragraph 2 of the Explanatory Notes).


GLOSSARY

- Employees (continued)** *Total employees involved* for any period of time are obtained by adding together the number of employees involved in each dispute in the period. For any period of time the figures may include details of the same employees involved in more than one dispute. The longer the period of reference, the more chance there is of some double counting in the number of employees involved. Where there are varying numbers of employees involved during the progress of a dispute, the figures of employees involved relate to the largest number of individual employees involved on any one day. Generally, the *total* number of employees involved for each year will equal the sum of the total number of employees involved in the first month of a year plus the number of employees *newly* involved in subsequent months. Differences between monthly and annual totals can occur due to the temporary cessation of stoppages which resume in subsequent months. Employees re-involved in this type of dispute are not classified as employees *newly* involved in stoppages in the second period in which the dispute occurs.
- Method of Settlement** Statistics of the *method of settlement* of industrial disputes relate to the method directly responsible for ending the stoppage of work as reported and not necessarily to the method (or methods) responsible for settling all matters in dispute. For these reasons, they do not reflect the relative importance of the work of various industrial tribunals operating under State and Federal legislation. The classification of method of settlement is as follows:
- Negotiation.* Private negotiation between the parties involved, or their representatives, without the intervention or assistance of authorities constituted under State or Federal industrial legislation.
 - State legislation.* Intervention or assistance of an industrial authority or authorities created by or constituted under State conciliation and arbitration or wages board legislation, or reference to such authorities or compulsory or voluntary conference. Intervention, assistance or advice of State government officials or inspectors.
 - Federal and joint Federal-State legislation.* Compulsory or voluntary conference or by intervention or assistance of, or reference to, the industrial relation commissions created by or constituted under the Industrial Relations Act, Coal Industry Acts, Stevedoring Industry Act, and other acts such as the Navigation Act; Public Service Arbitration Act. Intervention, assistance or advice of Federal government officials or inspectors.
 - Resumption without negotiation.* This category may include some disputes which are settled subject to subsequent negotiation of a formal nature, such as industrial court hearings. Stop-work meetings are included, and this category may also include disputes settled by 'resumption' as stated, but about which no further information is available.
 - Other methods.* Mediation; filling places of employees on strike or locked out; closing establishments permanently; dismissal or resignation of employees.
- Working days lost** *Working days lost* refers to working days lost by employees directly and indirectly involved in the dispute and figures are generally as reported by parties to the dispute. For some disputes working days lost are estimated on the basis of the number of employees involved and the duration of the dispute.

GLOSSARY

Working days lost per thousand employees

Working days lost per thousand employees are calculated for the 12 month period from working days lost and estimates of employees obtained from the ABS Labour Force Survey. Refer to paragraph 5 of the Explanatory Notes for details of the way in which these measures are calculated, and the change in the method of calculation from the January 1995 edition of this publication.



FOR MORE INFORMATION

The ABS publishes a wide range of information on Australia's economic and social conditions. A catalogue of publications and products is available from any of our offices (see below).

INFORMATION CONSULTANCY SERVICES

Information tailored to special needs of clients can be obtained from the Information Consultancy Service available at ABS Offices (see below).

ABS PRODUCTS

A large number of ABS products is available from the ABS Bookshops (see below). The ABS also provides a subscription service – you can telephone the ABS Subscription Service Australia wide toll free on 1800 0206 08.

ELECTRONIC SERVICES

A large range of data is available via on-line services, diskette, magnetic tape, tape cartridge and CD ROM. For more details about our electronic data services, contact any ABS office (see below) or email us at:

X.400 (C:Australia,PUB:Telememo,O:ABS,FN:STAT,SN:INFO)
Internet Stat.info@abs.telememo.au
Keylink STAT.INFO/ABS

You can visit us on the Internet at: <http://www.statistics.gov.au>

GENERAL SALES AND INQUIRIES

- Sydney 02 268 4611
 - Melbourne 03 9615 7755
 - Brisbane 07 3222 6351
 - Perth 09 360 5140
 - Adelaide 08 237 7100
 - Hobart 002 20 5800
 - Darwin 089 43 2111
 - Canberra 06 252 6627
- Information Services, ABS
PO Box 10, Belconnen ACT 2616



2632100003964

ISSN 1031-0347

RRP \$13.00